

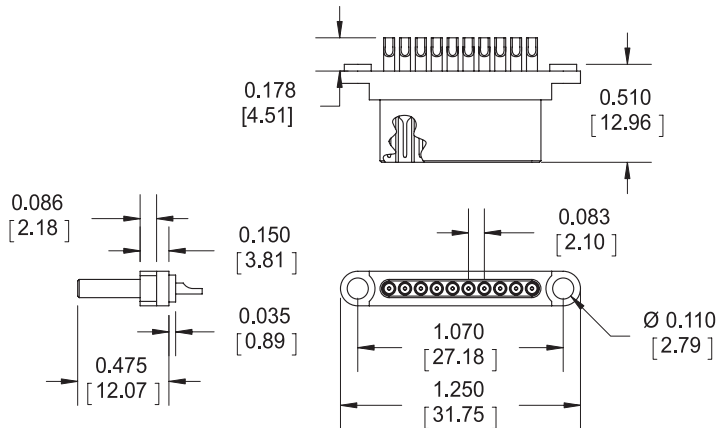


Single Row Docking Station Connectors

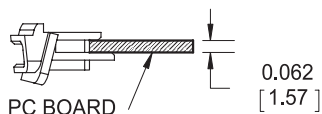
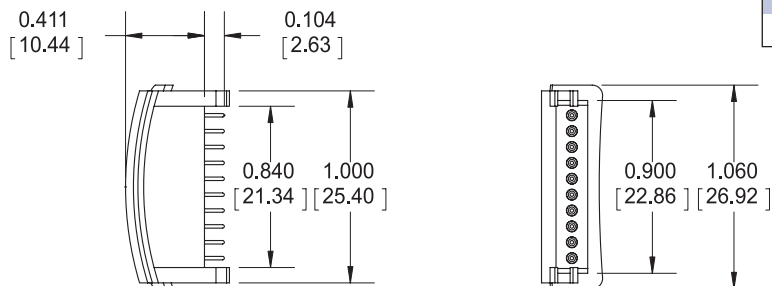
- 10 contacts
- 2.5 Amps per contact
- 0.083 [2.10] spacing
- 0.018 [0.45] diameter pins
- Pins recessed for protection

Connector Dimensions

Single Row Solder Cup Male Plug



Single Row Surface Mount Female Receptacle



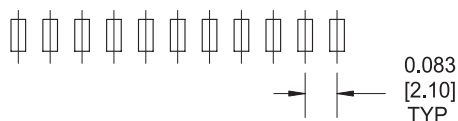
General Specifications	
Number of Contacts	10
Contact Diameter	0.018 [0.45]
Current Rating	2.5 Amps per contact
Contact Resistance	< 8 milliohms per contact
Extraction Force	0.3 – 2.0 oz. per contact
Contact Life Cycles	100,000
Breakdown Voltage Between Contacts	> 1200V RMS
Dielectric Withstanding Voltage	1000V RMS
Temperature Rating	-55° C to 85° C
Insulation Resistance	> 10 ³ Megohms at 500 VDC
Insulator Material	Nylon
Pins Material Plating	Phosphor bronze Gold over nickel
Sockets Material Plating	Brass bodies/beryllium copper contact wires Gold over nickel

Plating Reference	
Male Pins (T):	10µin gold (min) over nickel
Female Sockets (TABH):	50µin gold (min) over nickel on mating surface, tin lead over nickel on termination

Ordering Information	
	Part Number
Plug (Solder Cups)	KS10/210APMST
Receptacle (Surface Mount)	KS10/210AEFDTABH

Mounting Dimensions

Single Row Receptacle



Dimensions are in inches [mm]